









# BLOW OFF VALVE INSTALLATION MANUAL

## TOOLS REQUIRED

M10 socket wrench  
M12 socket wrench  
Screwdriver  
Pliers

## MATERIALS REQUIRED

None

<p><b>1</b></p>	<p>Loosen up the battery terminal bolts.</p>	<p><b>2</b></p>	<p>Remove the battery terminals and unplug battery temperature sensor.</p>
			
<p><b>5</b></p>	<p>Remove BOV bolts and remove BOV.</p>	<p><b>6</b></p>	<p>Assemble Boomba BOV and gasket.</p>
			<p><b>8</b></p> 
<p><b>9</b></p>	<p><b>10</b></p>	<p><b>11</b></p>	<p>Connect the vacuum line and ground wire.</p> <p>Install the battery, connect the battery temperature sensor and battery terminals.</p> <p><b>BOV SPRING COLOR CHART</b> WHITE 13 psi GRAY 16 psi BLACK 19 psi</p>
