





CIVIC X - BLOW OFF VALVE INSTALLATION MANUAL

TOOLS REQUIRED

Pliers
Flat screw driver
M8 socket wrench

MATERIALS REQUIRED

None

1	Unplug the wastegate connector.	2	Remove the wire harness clip.	3	Remove the vacuum hose.	4	Remove the blow off valve bolts. Remove the top bolt last.
							
5	Prepare Boomba Racing blow off valve.	6	Secure the Boomba Racing blow off valve to the charge pipe. Start with the top bolt.	7	Install the supplied vacuum hose.	8	Reinstall the wastegate wire harness. Plug the wastegate connector.
