





# FORD MUSTANG ECOBOOST INTAKE AND TB SPACER

## TOOLS REQUIRED

M8, M10 sockets  
M12 box wrench  
M4, M5, M6 allen wrench  
E5 socket  
Flat screwdriver

## MATERIALS REQUIRED

1	2	3	4
<p>Steps necessary for installing the Throttle Body Spacer ONLY have blue background.</p>			
5	6	7	8
			
9	10	11	12
			

13	Line up the intake manifold spacer's locating pins with the engine block. Install the intake manifold and secure it to the engine head with the provided screws.	14	Reconnect the MAP sensor, the solenoid and the vacuum line. Secure the wire harness to the intake manifold.	15	Install the throttle body spacer and the throttle body. Secure it with the provided screws. Install the throttle body air duct.	16	Install the left engine cover's relocating bracket.
							
17	Install the right engine cover's relocating bracket.	18	Cut off the screw shield on the engine cover.	19		20	Install the engine cover.
