





VELOSTER TURBO 19+ BOV INSTALLATION

TOOLS REQUIRED

Pliers
Flat screw driver
M10 socket wrench
M8 box wrench

MATERIALS REQUIRED

None

1	Remove the BOV return hose.	2	Plug the return port with provided plug.	3	Remove the undertray.	4	Remove the vacuum line.
							
5	Remove the factory valve.	6	Prepare Boomba Racing blow off valve.	7	Connect the vacuum hose.	8	Secure the Blow Off Valve to the charge pipe with the factory bolts. Reinstall the undertray.
