





VELOSTER TURBO 19+ MOTOR MOUNT

TOOLS REQUIRED

M14 socket wrench
M17 socket wrench
M18 socket wrench
M17 box wrench
M18 box wrench

MATERIALS REQUIRED

| 1 | Remove the mounting screws. Remove OEM motor mount. | 2 | Prepare the Boomba Racing motor mount. | 3 | Install the motor mount adaptor to the frame. Do not tighten the mounting screws. | 4 | Install the motor mount. Tighten all of the mounting screws. |
|--|---|---|--|--|---|---|--|
|  | |  | |  | |  | |